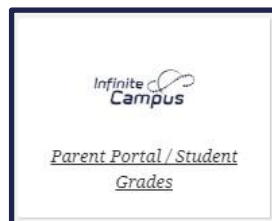




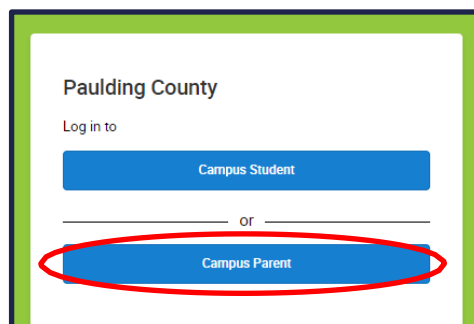
# Assessment Results in IC Parent Portal

*Paulding County School District - Engage. Inspire. Prepare.*

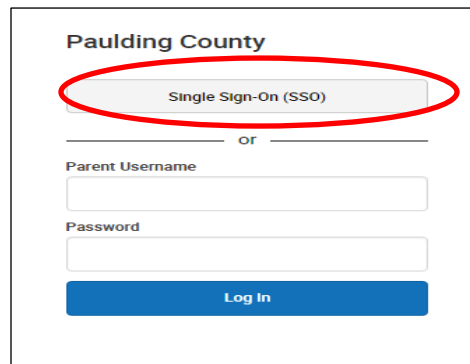
Your student's state assessment results can be located in the Infinite Campus Parent Portal. To access the IC Parent Portal, go the PCSD website at [www.paulding.k12.ga.us](http://www.paulding.k12.ga.us). Below the photo banner, you will find a series of icons. Click on the icon labeled **Infinite Campus Parent Portal/Student Grades**.



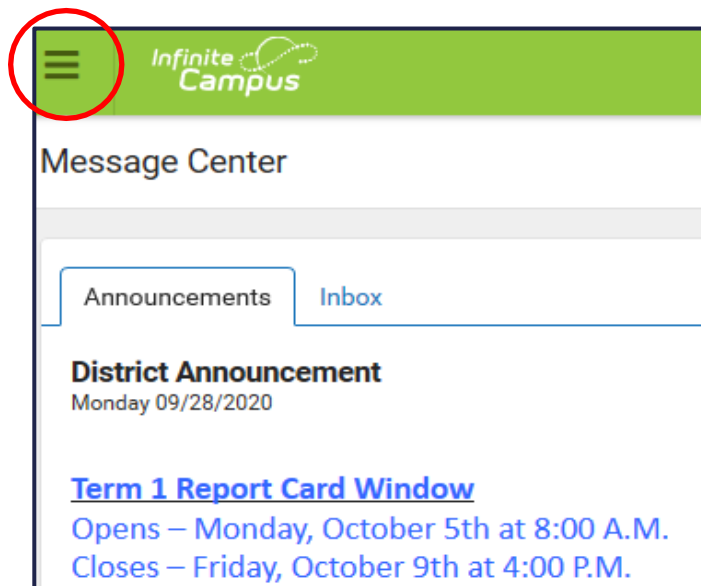
On the next page, click on the button for **Campus Parent**.



Enter the **Parent Username and Password** and click **Single Sign On**. If you cannot remember your password, use the provided link to request a password reset. If you continue to have issues logging into the site, please visit the following site for more information: <https://www.paulding.k12.ga.us/domain/4142>



Once you have logged into your Parent Portal account, click on the **three bars** in the top left corner to open the Portal menu. Click **more** from the drop down menu.



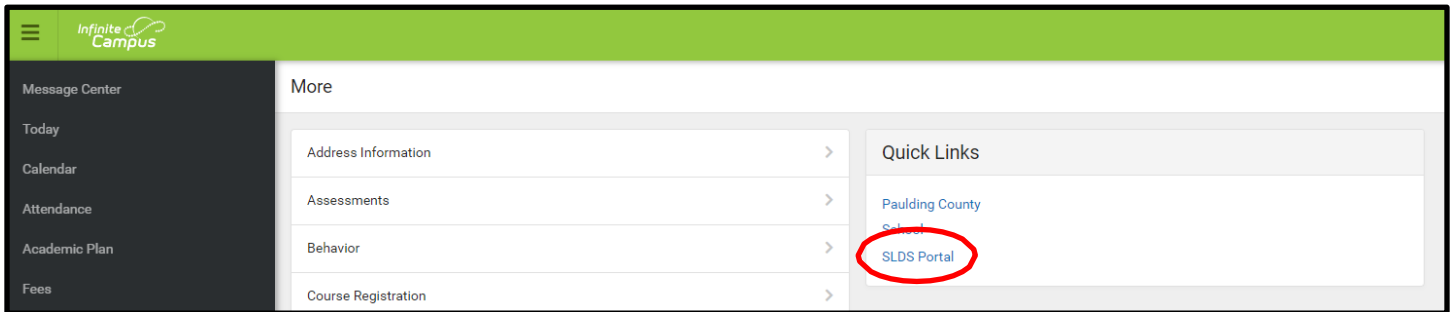
*Continued on the following page*



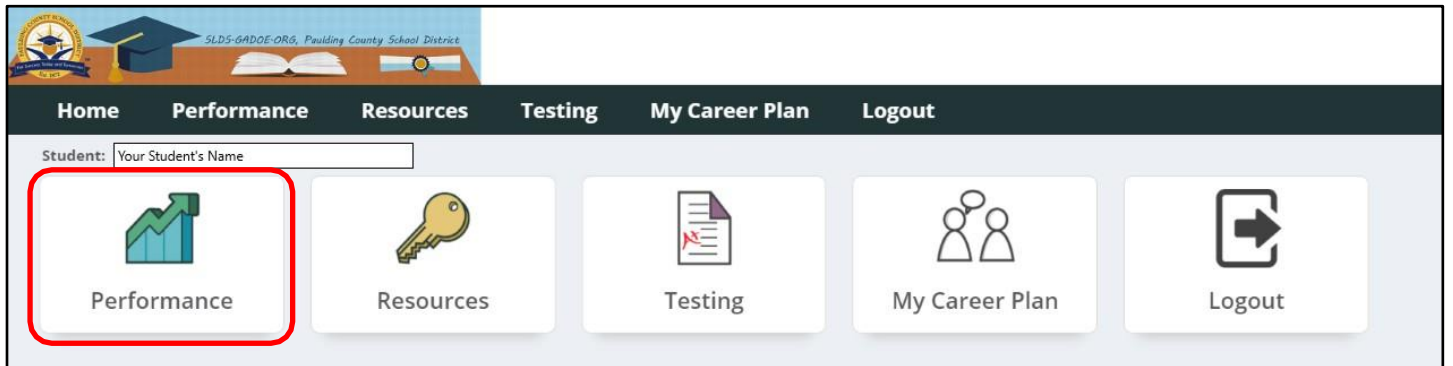
# Assessment Results in IC Parent Portal

*Paulding County School District - Engage. Inspire. Prepare.*

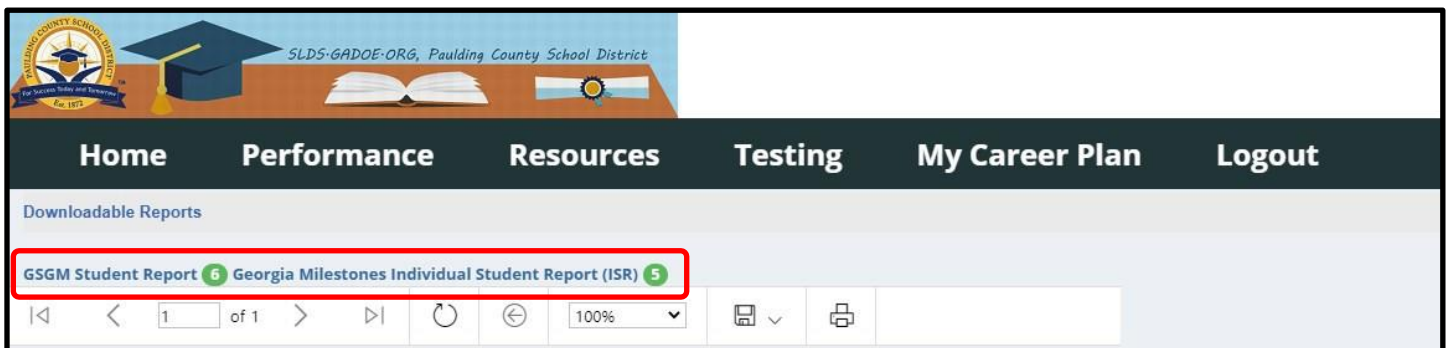
To the right of the Parent Portal menu, click on **SLDS Portal** under the Quick Links section.



The state's SLDS Portal home page will display next. Click on the **Performance** icon to view state assessment results.



On the Performance page, you can find state assessment results in **two locations**. To open a **PDF of the score report**, click on the **name of the assessment** shown at the top of the page below.



State assessment results can also be found further down the page under the **State Assessments** dashboard.

